

prestigious & striking



*...be* who you are



# Fingerprint Wedding Rings

---



When ordering your Fingerprint Wedding Ring there's only a few things to consider so over the next few pages we have given some simple instructions to follow that will make ordering your Fingerprint Wedding Ring as easy as possible.



- 1/. Choose your metal -  
colour and carat quality
- 2/. Choose the Width
- 3/. Choose the profile
- 4/. Get your finger size
- 5/. Get a clear fingerprint

These Fingerprint Wedding Rings are available in all of the precious metals and also in a couple of combinations. Here's the choices you have -:



1/. 9ct yellow gold

2/. 18ct yellow gold

3/. 9ct white gold

4/. 18ct white gold

5/. Platinum

6/. Palladium

7/. Platinum or palladium with  
18ct yellow gold inlay

8/. Platinum or palladium with  
9ct white gold inlay




Because each of these Fingerprint Wedding Rings are completely custom designed and made you have the option of adding diamonds to your ring. Here's a few designs on offer -:



[www.petergordonjeweller.com.au](http://www.petergordonjeweller.com.au)



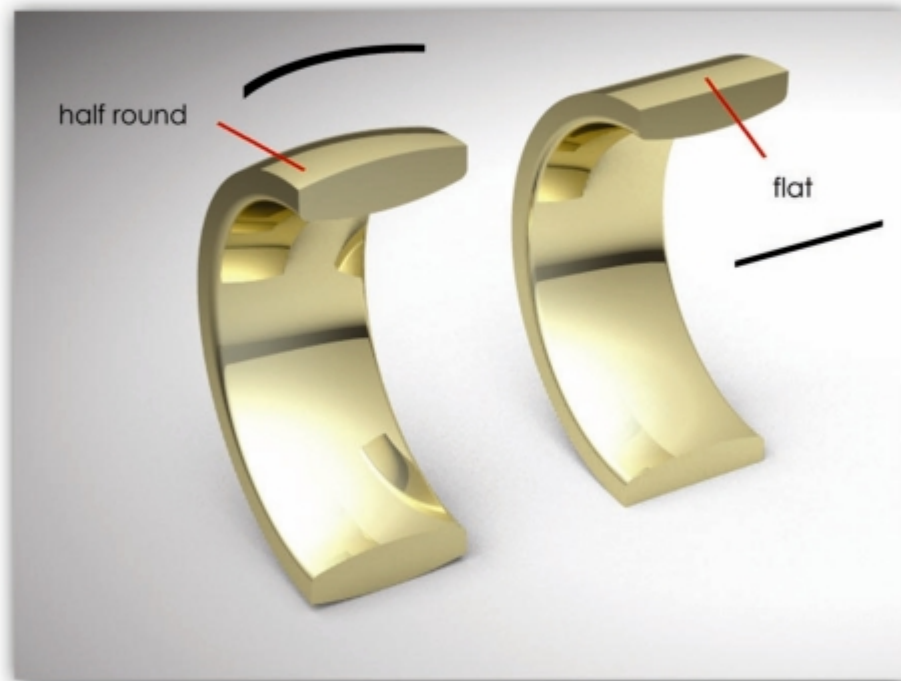
*choosing your ring width*



These rings look the best in a wider band. 5mm is the narrowest in the gents range & go up to 12mm but can be made wider upon request.



The outer profile can be either flat or half round.



### *choosing your ring profile*

The ring profile you need to choose describes the shape of the outer face of the band.

Please choose from one of the two options to fill this in on your order form.

Note: All of the Fingerprint Wedding Rings have the comfort fit profile on the inside of the band.



## Getting a clear fingerprint

---

We will post out to you a kit for you to use to get yours and/or your partners fingerprints. This comes with some clear instructions on getting a good fingerprint so it is like the top sample here on this page.


Good clear print

---



Bad smudged print

---



## Getting your finger size

---



If you don't know your finger size the most accurate way is to go to a reputable jewellery store and have them size your finger.

Once you know your finger size you will be able to use the price list to find out the cost of the style you have chosen.

Thanks for taking the time to look through this short ebooklet and we'll look forward to hearing from you.

Warmest regards,  
Peter Gordon



[www.petergordonjeweller.com.au](http://www.petergordonjeweller.com.au)  
[peter@petergordonjeweller.com.au](mailto:peter@petergordonjeweller.com.au)